


16. Remove the air cleaner case (10) along with air cleaner connecting tube.



(10) air cleaner case


17. Remove the rear shock absorber upper nut and bolt (11).



(11) rear shock absorber upper nut and bolt



18. Loosen the insulator band screw (12) and pull the throttle body (13) out from the insulator (14).

Do not hang the throttle body and support it with a suitable strap.



(12) insulator band screw  
(13) throttle body  
(14) insulator

19. Remove the cylinder head hanger bolts (15). Remove the cylinder head hanger plate bolts (16), left cylinder head hanger plate (17) and right cylinder head hanger plate (18).



(15) cylinder head hanger bolts  
(16) cylinder head hanger plate bolts  
(17) left cylinder head hanger plate  
(18) right cylinder head hanger plate

(cont'd)