





Quick Reference

These symbols are used in Operating Controls section:

SYMBOL	COMPONENT	SEE PAGE
	choke lever	18
	ON – ignition switch	19
	OFF – ignition switch	19
	engine stop button	20