





## Maintenance Schedule

Items		Frequency *1							Regular Replace	Refer to page	
		× 1,000 mi	0.6	4	8	12	16	20			24
		× 1,000 km	1.0	6.4	12.8	19.2	25.6	32.0			38.4
Drive Chain		Every 600 mi (1,000 km): <b>I L</b>								93	
Non-Emission-Related Items	Brake Fluid *4			<b>I</b>	<b>I</b>	<b>I</b>	<b>I</b>	<b>I</b>	<b>I</b>	2 Years	89
	Brake Pads Wear			<b>I</b>	<b>I</b>	<b>I</b>	<b>I</b>	<b>I</b>	<b>I</b>		90
	Brake System				<b>I</b>		<b>I</b>		<b>I</b>		66
	Brake Light Switch				<b>I</b>		<b>I</b>		<b>I</b>		91
	Headlight Aim				<b>I</b>		<b>I</b>		<b>I</b>		101
	Clutch System			<b>I</b>	<b>I</b>	<b>I</b>	<b>I</b>	<b>I</b>	<b>I</b>		97
	Side Stand				<b>I</b>		<b>I</b>		<b>I</b>		92
	Suspension				<b>I</b>		<b>I</b>		<b>I</b>		103
	Nuts, Bolts, Fasteners				<b>I</b>		<b>I</b>		<b>I</b>		–
	Wheels/Tires				<b>I</b>		<b>I</b>		<b>I</b>		75
Steering Head Bearings				<b>I</b>		<b>I</b>		<b>I</b>		–	

### Notes:

\*1 : At higher odometer reading, repeat at the frequency interval established here.

\*2 : Service more frequently when riding in unusually wet or dusty areas.

\*3 : 50 STATE (meets California).

\*4 : Replacement requires mechanical skill.