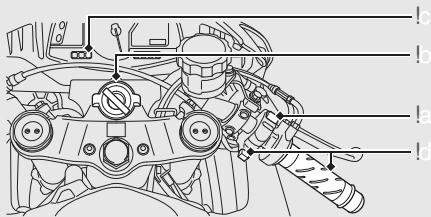




# Starting the Engine

Start your engine using the following procedure, regardless of whether the engine is cold or warm.



## NOTICE

- If the engine does not start within 5 seconds, turn the ignition off and wait 10 seconds before trying to start the engine again to recover battery voltage.
- Extended fast idling and revving the engine can damage the engine, and the exhaust system.
- Snapping the throttle of fast idling for more than about 5 minutes may cause exhaust pipe discoloration.

- Make sure the engine stop switch is in the RUN  position.
- Turn the ignition switch to the ON position.
- Shift the transmission to Neutral (  indicator comes on). Alternatively, pull in the clutch lever to start your motorcycle with the transmission in gear so long as the side stand is raised.
- Press the start button with the throttle completely closed.

If the engine does not start:

- Open the throttle fully and press the start button for 5 seconds.
- Repeat the normal starting procedure.
- If the engine starts, open the throttle slightly if idling is unstable.
- If the engine does not start, wait 10 seconds before trying steps a & b again.

**If Engine Will Not Start** ( P79)