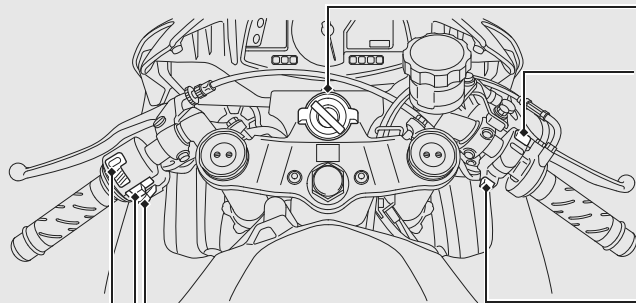


Switches





Horn button





Turn signal switch

Headlight dimmer switch

- : High beam
- : Low beam

Engine stop switch

Should normally remain in the RUN  position.

- ▶ In an emergency, switch to the OFF  position to stop the engine.



Start button

Headlight turns off when operating the starter motor.