


Odometer [TOTAL] & Tripmeter [TRIP A/B]

SEL button switches between odometer & tripmeters.

- Odometer: Total distance ridden.
- Tripmeter: Distance ridden since tripmeter was reset (press and hold RESET button to reset to 0.0 mile/km).


To set the clock:

- Turn the ignition switch on.
- Press and hold SEL and RESET buttons until the hour digits start flashing.




- Press RESET button until the desired hour is displayed.

- ▶ Press and hold RESET button to advance the hour fast.




- Press SEL button. The minute digits start flashing.



- Press RESET button until the desired minute is displayed.

- ▶ Press and hold RESET button to advance the minute fast.



- Press SEL button. The clock is set.

- ▶ The time can also be set by turning the ignition switch off.

The display will stop flashing automatically and the adjustment will be cancelled if the button is not pressed for about 30 seconds.