





Instruments *(Continued)*

BRIGHTNESS

You can adjust the backlight brightness to one of the eight levels or select the auto adjustment.

Automatic brightness control P.203

- 1 Select the "AUTO" (auto adjustment) or brightness level using the **[SEL]**  (up) or **[SEL]**  (down) button.
 - ▶ Press and hold the **[SEL]**  (up) or **[SEL]**  (down) button to move the menu quickly.
- 2 Press the **[MODE]** button. The backlight brightness setting is set, and then the display returns to the upper level hierarchy.

12:34		SETTING	0 mph
FUNCTION	DISPLAY MODE		6
LAP TIME	SHIFT INDICATOR		7
			8
DISPLAY	BRIGHTNESS		AUTO
GENERAL	BACKGROUND		1
SERVICE	USER LETTER		2
			3