





## Maintenance Schedule

Items		Frequency*1								Refer to page	
		x 1,000 mi	0.6	4	8	12	16	20	24		
		x 1,000 km	1.0	6.4	12.8	19.2	25.6	32.0	38.4		
Non-Emission-Related Items	Drive Chain	Every 500 mi (800 km): <b>I</b> <b>L</b>								73	
	Brake Fluid*5			<b>I</b>	<b>I</b>	<b>R</b>	<b>I</b>	<b>I</b>	<b>R</b>	70	
	Brake Pads Wear			<b>I</b>	<b>I</b>	<b>I</b>	<b>I</b>	<b>I</b>	<b>I</b>	71	
	Brake System		<b>I</b>		<b>I</b>		<b>I</b>		<b>I</b>	45	
	Brake Light Switch				<b>I</b>		<b>I</b>		<b>I</b>	83	
	Headlight Aim				<b>I</b>		<b>I</b>		<b>I</b>	83	
	Clutch System		<b>I</b>	<b>I</b>	<b>I</b>	<b>I</b>	<b>I</b>	<b>I</b>	<b>I</b>	77	
	Side Stand				<b>I</b>		<b>I</b>		<b>I</b>	72	
	Suspension					<b>I</b>		<b>I</b>		<b>I</b>	82
	Nuts, Bolts, Fasteners			<b>I</b>		<b>I</b>		<b>I</b>		<b>I</b>	-
	Wheels/Tires					<b>I</b>		<b>I</b>		<b>I</b>	55
	Steering Head Bearings			<b>I</b>		<b>I</b>		<b>I</b>		<b>I</b>	-

### Notes:

- \*1 : At higher odometer readings, repeat at the frequency interval established here.
- \*2 : Service more frequently when riding in unusually wet or dusty areas.
- \*3 : Service more frequently when riding in rain or at full throttle.
- \*4 : 50 STATE (meets California).
- \*5 : Replace every 2 years, or at indicated odometer intervals, whichever comes first. Replacement requires mechanical skill.