






To Lock the Ignition Switch

- 1 Turn the ignition switch to the OFF or  (Lock) position.
- 2 Lock the ignition switch by doing one of the following:
 - Leave the operating range with the Honda SMART Key.  **P.31**
 - Push the ignition switch.
 - Wait for approximately 20 seconds after turning the ignition switch from ON to OFF or  (Lock) position.
 - Switch the Honda SMART Key system to inactive.  **P.30**
- 3 Make sure that the Honda SMART Key indicator and ignition switch ring go off, the turn signals flash once, and the buzzer rings 1 time. This indicates that the ignition switch is locked.
 - ▶ The buzzer sound can be cancelled.  **P.36**

When the Honda SMART Key system does not work properly  **P.107**

