


Operation


Press the answer back button on the Honda SMART Key.

- ▶ The answer back system will not function when the ignition switch is in the ON position.

If the ignition switch is left in the OFF or  (Lock) position for more than 10 days, the answer back system will no longer operate.

When the system is active and the motorcycle receives a signal from pressing the answer back or alarm button, system activation will be extended for 10 days.

To reset the system, unlock the ignition switch and turn the ignition switch to the ON position once.

- ▶ To unlock the ignition switch.  **P.34**

When the battery in the motorcycle is weak, the answer back system may not function.

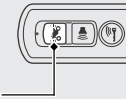
Adjusting the Answer Back Buzzer Sound Volume Level

You can select the buzzer sound volume from 3 levels.

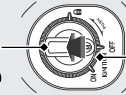
- 1 Remove the center cover.  **P.78**
- 2 Make sure that the Honda SMART Key system is activated.  **P.30**
- 3 Push the ignition switch to authenticate the Honda SMART Key system.  **P.34**
- 4 Connect the EM mode coupler provided on the battery cover to the EM mode connector.  **P.109**

- ▶ The Honda SMART Key indicator and ignition switch ring go off.

Answer back button



Ignition switch



Ignition switch ring