


## GEARSHIFT LINKAGE

### REMOVAL

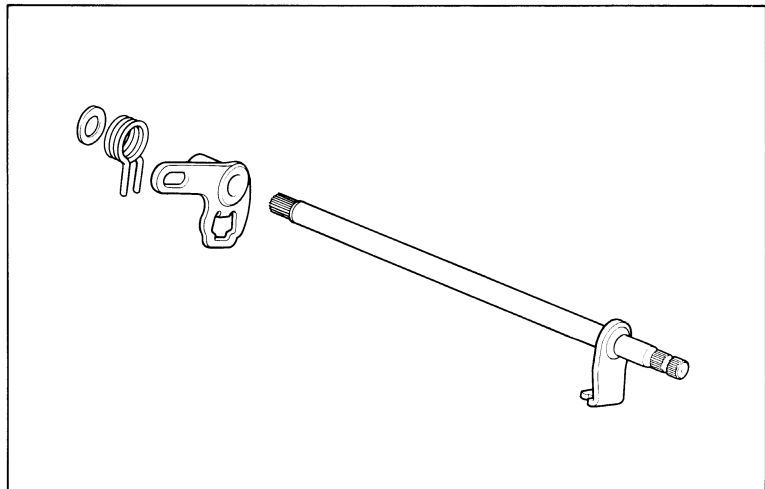
Remove the left crankcase cover (Page 9-4).  
Remove the right crankcase cover (Page 8-3).  
Remove the clutch lever.

Pull the gearshift spindle out of the crankcase.




GEARSHIFT SPINDLE

Remove the washer, and return spring.



Remove the guide plate bolts, then remove the drum shifter with the plate.  
Remove the stopper arm.



STOPPER ARM

DRUM SHIFTER