


## BRAKE PAD REPLACEMENT

### NOTES

- Always replace the brake pads in pairs to assure even disc pressure.
- Always use new pads with marks "N18FF" (FRONT) and "TT2202FF" (REAR) on the pads.

### FRONT BRAKE

Raise the front wheel off the ground by placing a block or safety stand under the skid plate.  
Remove the wheel nuts.




WHEEL NUT

Remove the front brake hose clamp from the front fork.

Remove the pad pin bolt plugs from the caliper.  
Loosen the pad pin bolts.  
Remove the front caliper mounting bolts and guide plate.

HOSE CLAMP

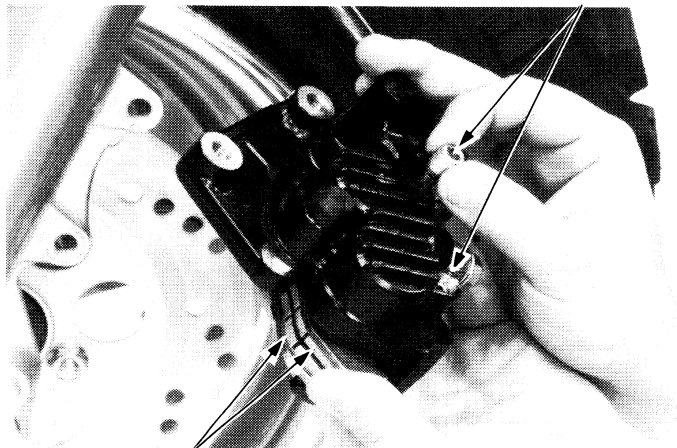


GUIDE PLATE

BOLTS

Remove the pad pin bolts and brake pad.

PAD PIN BOLTS



PADS