


# BALANCER

## REMOVAL

Hold the rotor with an universal holder and remove the bolt.  
 Remove the primary drive gear.


UNIVERSAL HOLDER 07725-0030000



BOLT

PRIMARY DRIVE GEAR

Remove the balancer drive gear.




BALANCER DRIVE GEAR

Remove the balancer bearing holder plate attaching bolts and holder plate.  
 Remove the balancer driven gear.

### NOTE

Turn the balancer driven gear counterclockwise 90° to align its hole with the crankshaft center and remove it.



BALANCER DRIVEN GEAR

HOLE