


CLUTCH LIFTER

Remove the right crankcase cover (Page 7-3).
Remove the clutch pressure plate (Page 7-3).




CLUTCH PRESSURE PLATE

Remove the clutch lifter, steel ball and clutch lifter rod.

NOTE

When removing the clutch lifter, be careful not to lose the steel ball.


CLUTCH LIFTER



LIFTER ROD

STEEL BALL

Disconnect the clutch cable.
Remove the clutch lifter lever.



CLUTCH LIFTER LEVER