


## CLUTCH/GEARSHIFT LINKAGE/KICK STARTER

Install the clutch center nut and tighten to the specified torque.

**TORQUE: 55–65 N·m**  
(5.5–6.5 kg·m, 40–47 ft·lb)

Bend the tabs of the lock washer up against the clutch center nut.



TABS

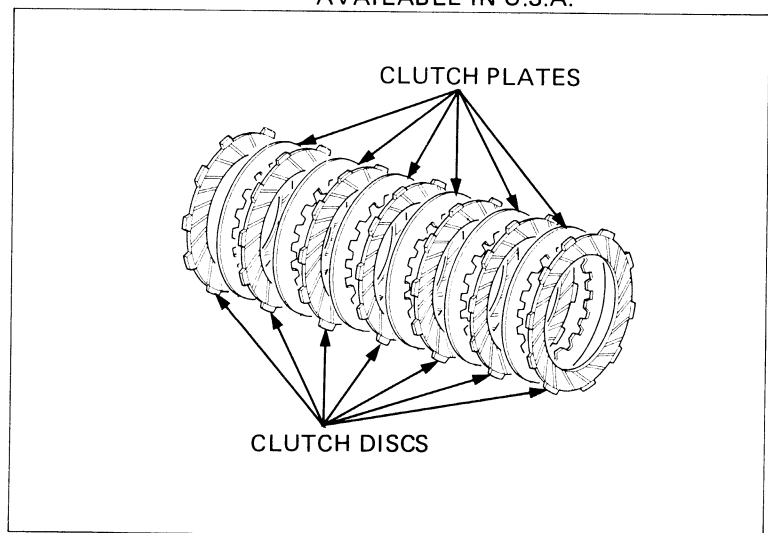
LOCK  
NUT

CLUTCH CENTER HOLDER  
07724-0050000 OR  
EQUIVALENT,  
AVAILABLE IN U.S.A.


Install the seven discs and six clutch plates.

### NOTES

- Stack the discs and plates alternately as shown.
- Before assembly, coat the clutch plates with transmission oil.



Insert the steel ball into the clutch lifter and place the lifter into the clutch center.



CLUTCH LIFTER

STEEL BALL