


ALTERNATOR


ALTERNATOR REMOVAL

ROTOR REMOVAL

Remove the left crankcase cover attaching bolts and remove the left crankcase cover.
Remove the gasket.




Hold the rotor with a universal holder and remove the rotor nut.



UNIVERSAL HOLDER
07725-0030000

Remove the rotor with a rotor puller.
Remove the woodruff key from the crankshaft.



ROTOR PULLER 07733-0010000 OR
07933-0010000