

## FUEL SYSTEM

---


### CARBURETOR ASSEMBLY

Install the choke/idle speed knob and tighten the lock nut.

Install the air screw and return it to its original position as noted during removal.

**AIR SCREW OPENING: 2-1/4 turns out**

Install the baffle plate, slow jet, and main jet.



### Float Level Inspection


Measure the float level.

To adjust the float level, bend the float arm carefully until the float tip just contacts the float valve.

**FLOAT LEVEL: 16 mm (0.63 in)**

Install the float chamber.

Reinstall the carburetor onto the engine.



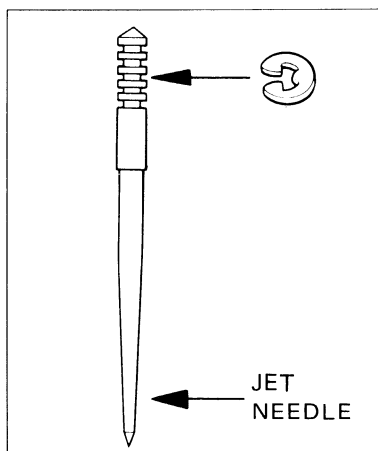
FLOAT LEVEL GAUGE 07401-010000

### Throttle Valve

Install the needle clip on the jet needle.

**STANDARD SETTING POSITION: 3rd groove**

Install the jet needle into throttle valve.



THROTTLE VALVE

