

## FUEL SYSTEM


---

### '85: CARBURETOR

#### REMOVAL/DISASSEMBLY

Turn the fuel valve OFF and disconnect the fuel line and remove the seat and fuel tank (page 3-3). Loosen the drain screw and drain the float chamber. Remove the carburetor connecting tube bands and remove the carburetor top. Pull the throttle valve out.

Remove the carburetor.

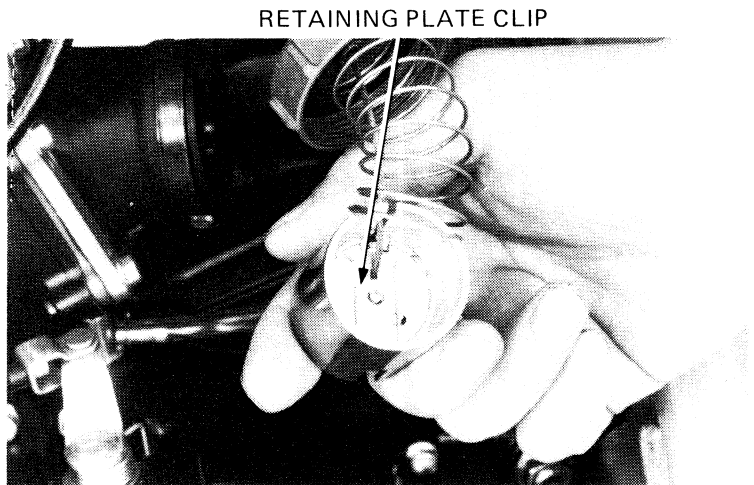


CARBURETOR TOP

CONNECTING TUBE BANDS

#### Throttle Valve

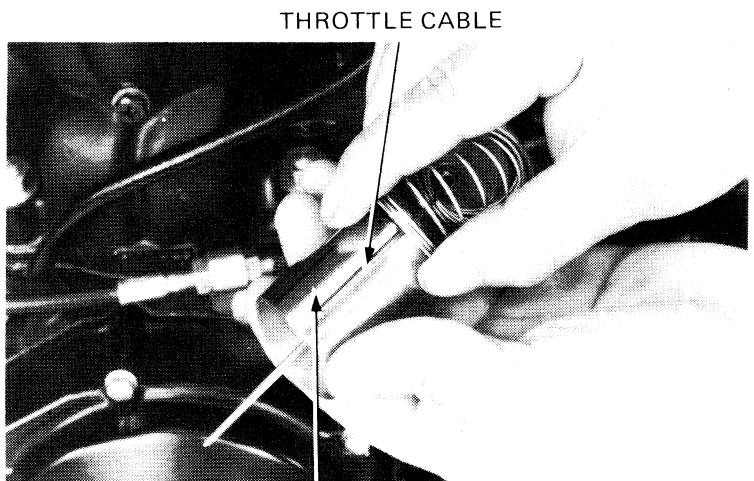
Compress the throttle valve spring and remove the retaining plate clip.



RETAINING PLATE CLIP

Slide the retaining plate up the cable and out of the throttle valve.

Remove the throttle cable.



THROTTLE CABLE

THROTTLE VALVE