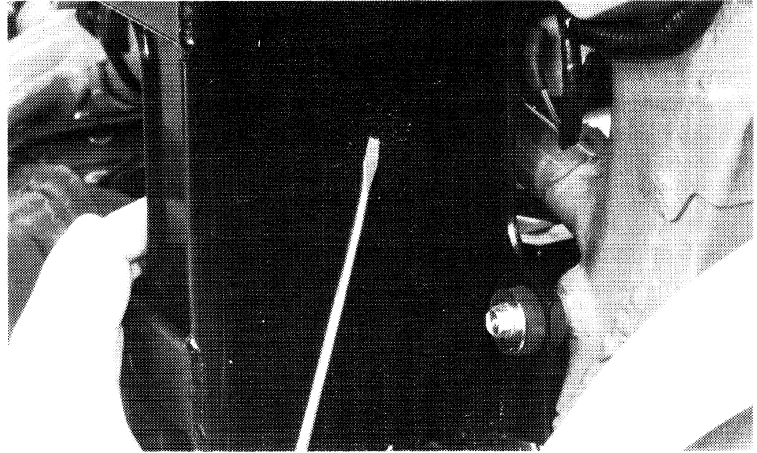


MAINTENANCE


RADIATOR CORE

Remove the radiator screen.
Check the air passages for clogging or damage.
Straighten bent fins or collapsed core tubes.
Remove insects, mud or any obstructions with compressed air or low water pressure.
Replace the radiator if the air flow is restricted over more than 20% of the radiating surface.



COOLING SYSTEM

Remove the radiator shrouds.
Inspect the hoses for cracks and deterioration.
Replace, if necessary. Check the tightness of the hose clamps and radiator mounting bolts.




RADIATOR HOSES

FUEL LINE

Inspect the fuel line for damage or deterioration.
Check that the fuel line is intact and has clamps at each connection.
Replace any parts that are damaged, leaking or show signs of deterioration.

'85: FUEL LINE



AFTER '85:

