


## MODEL IDENTIFICATION



FRAME SERIAL NUMBER




The frame serial number is stamped on the steering head left side.

ENGINE SERIAL NUMBER




The engine serial number is stamped on the crankcase lower left side.

CARBURETOR IDENTIFICATION NUMBER



'85: The carburetor identification number is stamped on the carburetor body right side.

CARBURETOR IDENTIFICATION NUMBER



AFTER '85: The carburetor identification number is stamped on the carburetor body left side.