


## FRONT FORK

### REMOVAL

Remove the front wheel (Page 11-6).


Remove the fork setting bolts.

Loosen the fork pinch bolts and remove the front forks.



### DISASSEMBLY

Loosen the fork boot clamp and remove the fork boot.

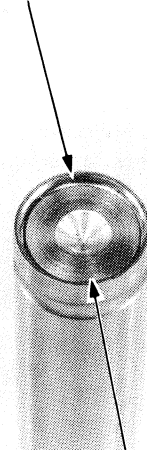


Depress the fork cap and remove the snap ring.

### CAUTION

*The cap is under spring pressure. Use care when removing and wear eye and face protection.*

SNAP RING



FORK CAP