









## Quick Reference

---

These symbols are used in Controls & Features section:

SYMBOL	COMPONENT	SEE PAGE
	choke knob	18
	START button	20
	RUN – engine stop switch	20
	OFF – engine stop switch	20
	HI – headlight dimmer switch	21
	LO – headlight dimmer switch	21
	turn signal switch	21
	horn button	22