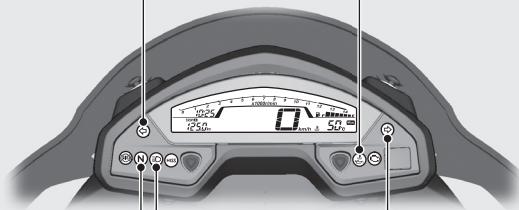



 **Left turn signal indicator**





 **Warning indicator**

- Comes on when the ignition switch is turned ON. Goes off when the engine starts.
- Comes on when coolant is over the specified temperature, and/or engine oil pressure is below normal operating range.

**If it comes ON while riding (while engine is running):**

 P.81  P.82

 **Right turn signal indicator**

 **High beam indicator**

**N Neutral indicator**

Comes ON when the transmission is in Neutral.