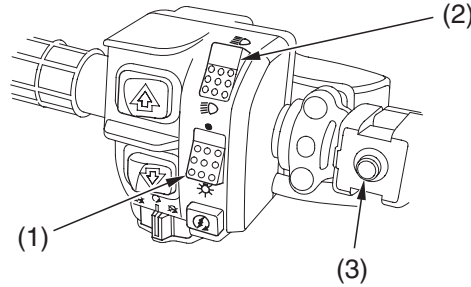




Controls & Features

Headlight Switch





LEFT HANDLEBAR







(1) headlight switch



(2) headlight dimmer switch

(3) horn button

-  ON
-  OFF
-  HI
-  LO

The headlight switch (1) is used to turn the headlight ON () or OFF (). To operate, turn the switch to ON () or OFF ().

Headlight Dimmer Switch

The headlight dimmer switch (2) is used to change between the high and low beams of the headlight. To operate, turn the switch to HI () for high beam, LO () for low beam.

Horn Button

Press the horn button (3) to sound the horn.

