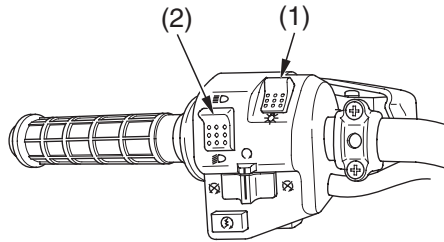




# Controls & Features





## Headlight Switch





LEFT HANDLEBAR





(1) headlight switch

(2) headlight dimmer switch

-  ON
-  OFF
-  HI
-  LO

The headlight switch (1) is used to turn the headlights and assist headlight ON (  ) or OFF (  ). To operate, turn the switch to ON (  ) or OFF (  ).

## Headlight Dimmer Switch

The headlight dimmer switch (2) is used to change between the high and low beams of the headlight. To operate, turn the switch to HI (  ) for high beam, LO (  ) for low beam.

The headlight dimmer switch will not change the assist headlight beam.

