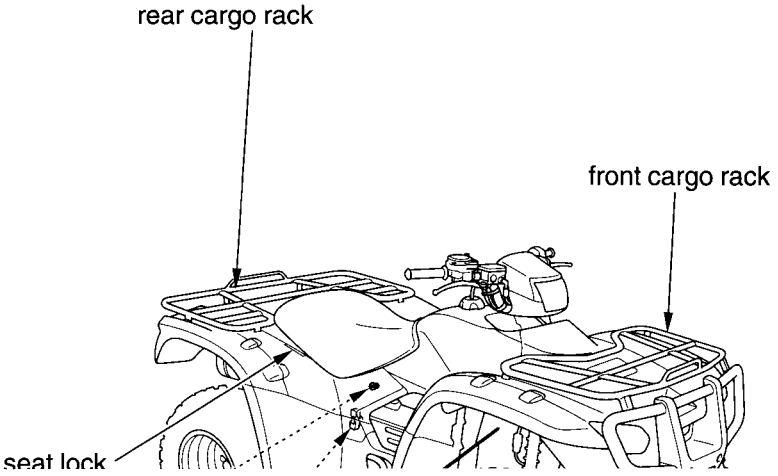


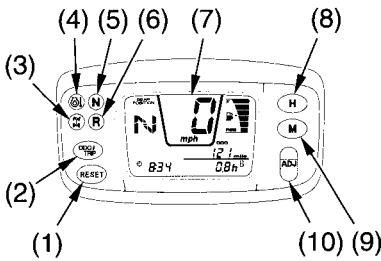
Operation Component Locations



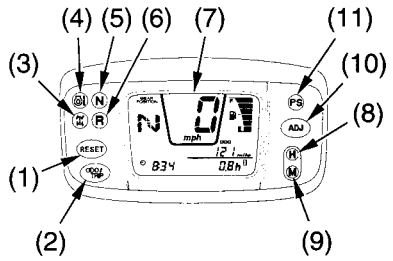
Indicators & Displays

The indicators and displays on your ATV keep you informed, alert you to possible problems, and make your riding safer and more enjoyable. Refer to the indicators frequently. Their functions are described on the following pages.

TRX500FE



TRX500FPE



- (1) RESET button
- (2) odometer/tripmeter select button
- (3) 4WD indicator
- (4) high oil temperature indicator
- (5) neutral indicator
- (6) reverse indicator

- (7) multi-function display
- (8) hour select button
- (9) minute select button
- (10) adjust button
- (11) PS (Electric Power Steering) indicator (TRX500FPE only)

USA: Displays read in mph and miles.

Canada: Displays read in km/h and kilometers.