

Indicators & Displays

Odometer/Tripmeter

(For TRX500FA)

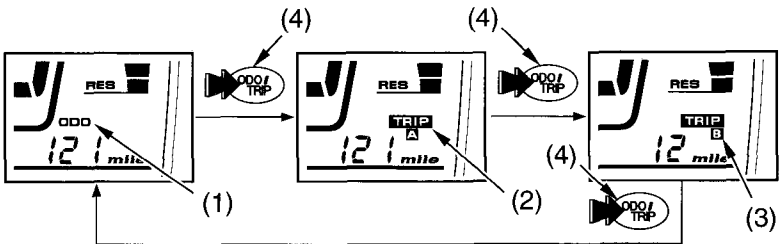
The odometer/tripmeter display has two functions, odometer (1) and tripmeter.

The tripmeter has two sub modes, A (2) and B (3).

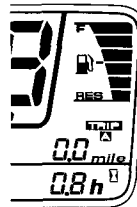
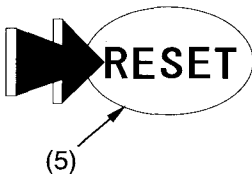
The odometer registers total distance traveled in miles while the ignition switch is ON (1).

The tripmeter shows mileage per trip while the ignition is ON (1).

To change the display from tripmeter A or tripmeter B to odometer, press and release the odometer/tripmeter select button (4).



To reset the tripmeter to zero, press and hold the RESET button (5) for more than 2 seconds with the display in the tripmeter A or tripmeter B mode.



(1) odometer

(2) tripmeter A

(3) tripmeter B

(4) odometer/tripmeter
select button

(5) RESET button