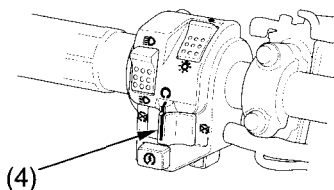
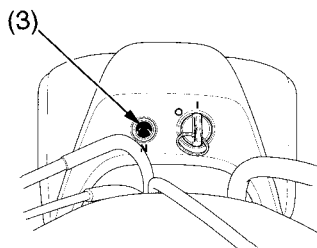
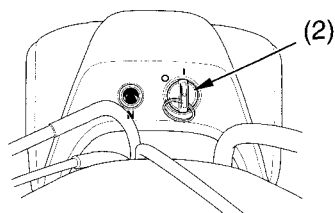
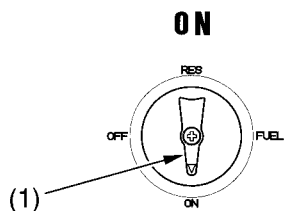


# Starting & Stopping the Engine

## Preparation



(1) fuel valve  
(2) ignition switch

(3) neutral indicator  
(4) engine stop switch

1. Before starting, Select a level surface and lock the parking brake (page 21 ).
2. Turn the fuel valve (1) and ignition switch (2) to ON ( I ).

Confirm the following:

- The transmission is in NEUTRAL (neutral indicator (3) light ON).
- The engine stop switch (4) is set to RUN ( O ).