




ESSENTIAL INDIVIDUAL COMPONENTS


RIGHT HANDLEBAR CONTROLS

Engine Stop Switch

The engine stop switch is next to the throttle grip. When the switch is in the  (RUN) position, the engine will operate. When the switch is in the  (OFF) position, the engine will not operate. This switch is intended primarily as a safety or emergency switch and should normally remain in the  (RUN) position.

Start Button

The start button is below the engine stop switch.

When the start button is pressed, the starter motor cranks the engine. If the engine stop switch is in the  (OFF) position, the starter motor will not operate. See page 71 for the starting procedure.

