



ESSENTIAL INDIVIDUAL COMPONENTS

LEFT HANDLEBAR CONTROLS

The controls next to the left handlebar grip are:



Headlight Dimmer Switch

Select  (HI) for high beam,  (LO) for low beam.

Horn Button

Press the button to sound the horn.

Turn Signal Switch

Move the switch to  (L) to signal a left turn, to  (R) to signal a right turn; the appropriate turn signal and indicator will blink. Push to turn signal off.

Passing Light Control Switch

When this switch is pressed, the headlight flashes on to signal approaching cars or when passing.

