

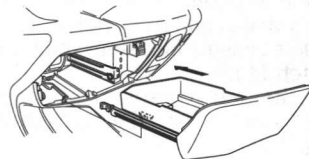

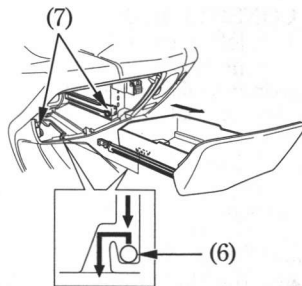
This scooter is equipped with the speaker grill (5) to store an audio system. When you install an audio system, consult your Honda dealer.

To Remove:

1. Open the left console box (page 109 ).
2. Give a gentle push the left console box and slide the pin (6).
3. Remove the left console box from the guide (7).

To Install:

1. Close the left console box by fitting the guide in.



(6) Pin

(7) Guide