

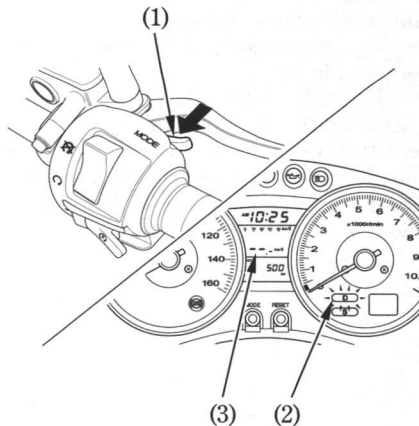


Switching 7-speed Automatic Mode to Automatic Shift Mode:

Press the mode shift switch (1) once. The D mode indicator (2) lights.

When switching 7-speed automatic mode to automatic shift mode, the D mode is always selected.

- When turning the ignition switch ON, the D mode is always selected.
- When switching the engine stop switch from “” (OFF) to “” (RUN) while the ignition switch is ON, the D mode is always selected.
- If you press and hold the mode switch, the sequential mode switching can not be done.
- When switching automatic shift mode to 7-speed automatic mode, the engine rev will fluctuate for selecting the suitable gear position for the speed.



- (1) Mode shift switch
(2) D mode indicator
(3) Current fuel consumption meter