





ESSENTIAL INDIVIDUAL COMPONENTS

LEFT HANDLEBAR CONTROLS

The controls next to left handlebar grip are:

Headlight Dimmer Switch

Push the dimmer switch to  (HI) to select high beam or to  (LO) to select low beam.



Passing Light Control Switch

When this switch is pressed, the headlight flashes on to signal approaching cars or when passing.

Horn Button

Press the button to sound the horn.

Turn Signal Switch

Move the switch to  (L) to signal a left turn, to  (R) to signal a right turn; the appropriate turn signal and indicator will blink. The switch returns to centre when it is released. The indicator and turn signal will automatically stop blinking after completing the turn. Blinking may be stopped manually by pushing in on the switch.

