










# Maintenance Schedule

Items	Pre-ride Check ➤ P. 52	Frequency *1						Annual Check	Regular Replace	Refer to page
		× 1,000 km	1	12	24	36	48			
		× 1,000 mi	0.6	8	16	24	32			
Fuel Line				I	I	I	I	I		-
Fuel Level		I								42
Throttle Operation		I		I	I	I	I	I		90
Air Cleaner *2					R		R			-
Crankcase Breather *3				C	C	C	C	C		91
Spark Plug					I		R			-
Valve Clearance				I	I	I	I			-
Engine Oil		I	R	R	R	R	R	R		70
Engine Oil Filter			R	R	R	R	R	R		73
Clutch Oil Filter			CTX700D R		R		R			74
Engine Idle Speed			I	I	I	I	I	I		-
Radiator Coolant *4		I		I	I	I	I	I	3 Years	76
Cooling System				I	I	I	I	I		-
Drive Chain		I		Every 1,000 km (600 mi):				I L		82

## Maintenance Level

-  : Intermediate. We recommend service by your dealer, unless you have the necessary tools and are mechanically skilled. Procedures are provided in an official Honda Shop Manual.
-  : Technical. In the interest of safety, have your motorcycle serviced by your dealer.

## Maintenance Legend

- I** : Inspect (clean, adjust, lubricate, or replace if necessary)
- L** : Lubricate
- R** : Replace
- C** : Clean