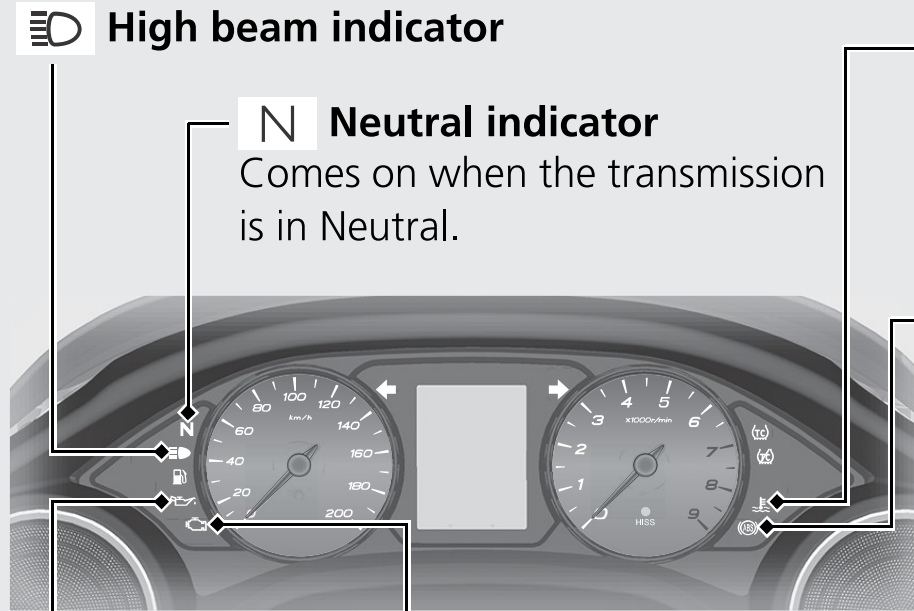



Indicators



 **High beam indicator**

 **Neutral indicator**

Comes on when the transmission is in Neutral.

 **High coolant temperature indicator**

Comes on briefly when the ignition switch is turned on.

If it comes on while riding:  **P. 116**

 **ABS (Anti-lock Brake System) indicator**

Comes on when the ignition switch is turned on. Goes off when your speed reaches approximately 10 km/h (6 mph).

If it comes on while riding:  **P. 118**



 **Low oil pressure indicator**

Comes on when the ignition switch is turned on.

Goes off when the engine starts.

If it comes on while engine is running:  **P. 117**

 **PGM-FI (Programmed Fuel Injection) malfunction indicator lamp (MIL)**

Comes on briefly when the ignition switch is turned on with the engine stop switch in the  (Run) position. Comes on when the ignition switch is turned on with the engine stop switch in the  (Off) position.

If it comes on while engine is running:  **P. 117**