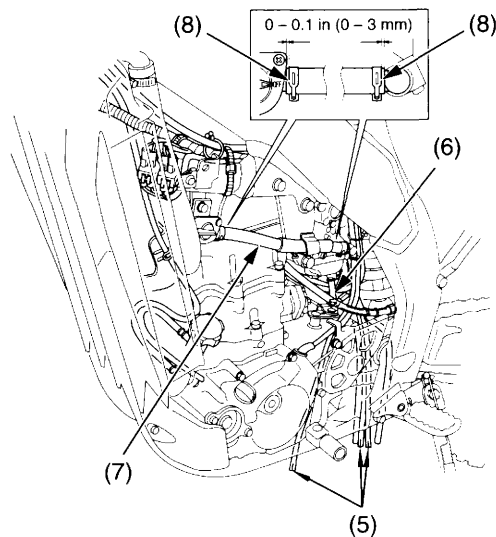
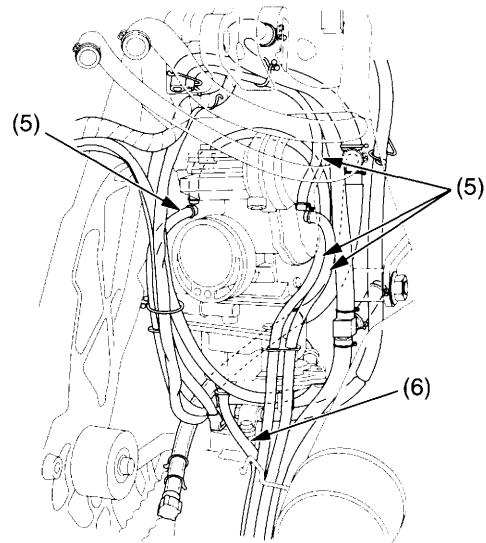


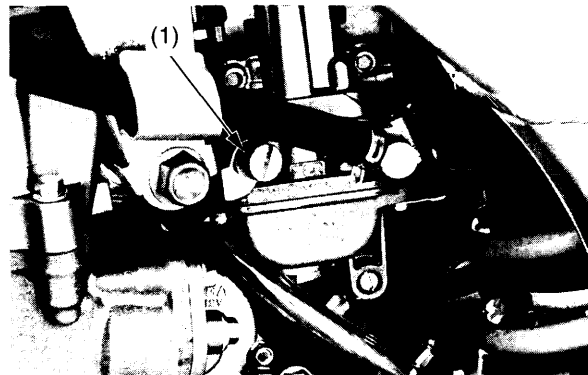
# Carburetor Adjustment & Tuning Tips



- (5) air vent hoses
- (6) overflow hose
- (7) fuel line
- (8) fuel line clamps

## Idle Speed Adjustment

1. If the engine is cold, start it and warm it up 3 minutes. Then shut it off.
2. Connect a tachometer to the engine.
3. Shift the transmission into neutral. Start the engine.
4. Keep the motorcycle in an upright position.
5. Adjust idle speed with the throttle stop screw (1).  
Idle speed:  
 $1,700 \pm 100$  rpm



(1) throttle stop screw