


5. Apply engine oil to the cylinder wall, piston outer surface and piston rings. Route the cam chain (3) through the cylinder (4). Install the cylinder over the piston rings by hand while compressing the piston rings (5).

NOTICE


Do not damage the piston rings and cylinder wall.



(3) cam chain
(4) cylinder


(5) piston rings

6. Temporarily install the cylinder bolt (6) and connect the breather tube (7) to the cylinder.



(6) cylinder bolt
(7) breather tube

7. Install the cam chain guide (8) and fit the cam chain guide tabs (9) in the cylinder cut-outs (10). Push the cam chain guide until it bottoms in the crankcase guide hole.




(8) cam chain guide
(9) cam chain guide tabs
(10) cylinder cut-outs

Cylinder Head Installation

1. Install the dowel pins (1) and new cylinder head gasket (2).

NOTICE

Do not let the dowel pins fall into the crankcase.



(1) dowel pins
(2) cylinder head gasket

(cont'd)