


Piston/Piston Rings/Piston Pin

- 12. Remove the cylinder head bolts (5).
- 13. Loosen the cylinder bolt (6).




(5) cylinder head bolts
(6) cylinder bolt

- 14. Remove the cylinder head nuts/washers (7) and cylinder head (8).
Loosen the nuts in a crisscross pattern in two or three steps.

NOTICE

Do not let the nuts, washers, valve lifters, shims, and cam chain fall into the crankcase.




(7) cylinder head nuts/washers
(8) cylinder head

- 15. Remove the dowel pins (9), cylinder head gasket (10) and cam chain guide (11).

NOTICE

Do not let the dowel pins and cam chain fall into the crankcase.



(9) dowel pins
(10) cylinder head gasket
(11) cam chain guide