
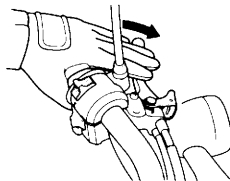
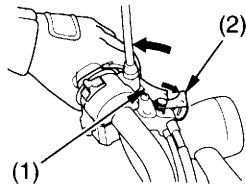


Riding

3. Mount the scooter from the left side, keeping at least one foot on the ground to steady the scooter.



4. To unlock the rear wheel, squeeze the rear brake lever (1) until the brake lock lever (2) releases.



- (1) rear brake lever
(2) brake lock lever