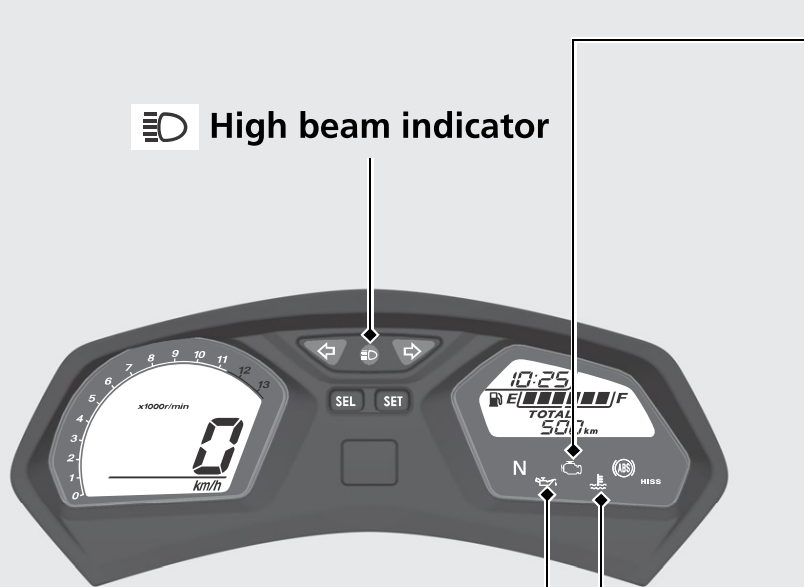






# Indicators


Operation Guide



 **High beam indicator**

 **PGM-FI (Programmed Fuel Injection) malfunction indicator lamp (MIL)**

Comes on briefly when the ignition switch is turned on with the engine stop switch in the  (Run) position. Comes on when the ignition switch is turned on with the engine stop switch in the  (Off) position.

**If it comes on while engine is running:**  **P.84**

 **Low oil pressure indicator**

Comes on when the ignition switch is turned on. Goes off when the engine starts.

**If it comes on while engine is running:**

 **P.84**

 **High coolant temperature indicator**

Comes on briefly when the ignition switch is turned on.

**If it comes on while riding:**  **P.83**