
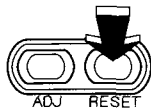
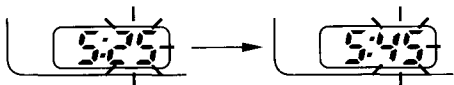


4. Push the ADJ button. The minute display will start flashing.



5. To set the minute, push the RESET button until the desired minute. The minute display will return to "00" when "60" is reached without affecting the hour display.

- The time advances by one minute, each time the button is pushed.
- The time advances fast when the button is pushed and held.



6. To end the adjustment, push the ADJ button or turn the ignition switch OFF. The display will stop flashing automatically and the adjustment will be cancelled if the button is not pressed for about 30 seconds.