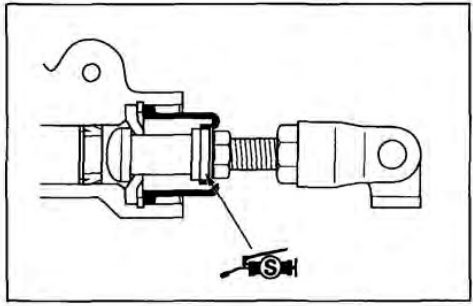
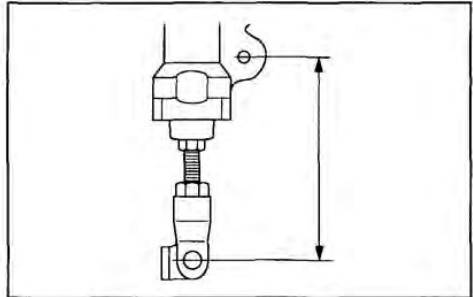


Apply silicone grease to the boot groove in the push rod and install the piston boot into the master cylinder.




If the push rod joint is reinstalled, adjust the push rod length so that the distance from the center of the master cylinder lower mounting hole to the center of the joint pin hole is 84 – 86 mm (3.3 – 3.4 in). After adjustment tighten the lock nut.



TORQUE: 17 N·m (1.7 kgf·m, 12 lbf·ft)

Apply brake fluid to the new O-ring. Install the new O-ring and joint pipe. Tighten the screw securely.



INSTALLATION

CAUTION:

- *After installing the brake hose to the master cylinder, make sure it does not interfere with the movement of the shock absorber.*

Install the reservoir and tighten the bolt.

Install the joint pin.

Secure the joint pin with a new cotter pin.

