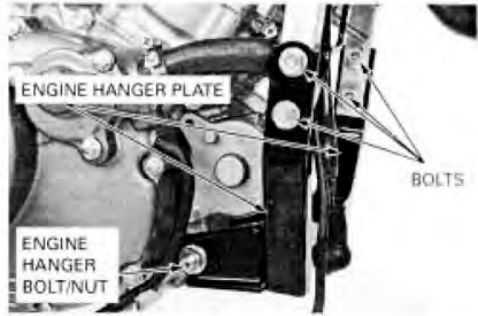


Install the engine hanger plates and four bolts, and tighten the bolts.


Install the front engine hanger bolt and nut, and tighten the nut to the specified torque.

TORQUE: 59 N·m (6.0 kgf·m, 43 lbf·ft)




Tighten the rear engine hanger nuts to the specified torque.

TORQUE: 59 N·m (6.0 kgf·m, 43 lbf·ft)



Install the drive sprocket onto the countershaft.
Install the drive chain onto the drive sprocket.



Install the fixing plate and lock the plate by turning it.

