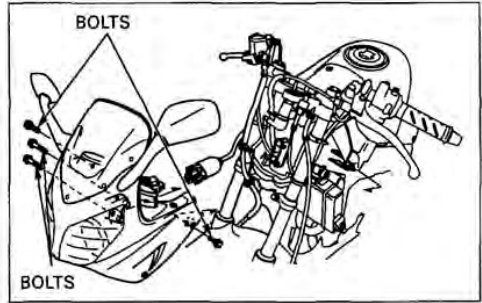


UPPER COWL

REMOVAL/INSTALLATION

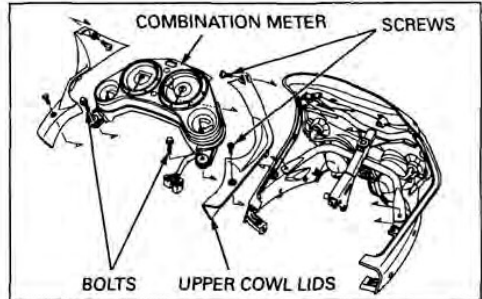
Remove the middle cowl (page 2-4).
Disconnect the combination meter 9P, headlight/turn signal light 6P and tachometer 2P connectors.

Remove the bolts and upper cowl as an assembly.



DISASSEMBLY/ASSEMBLY/INSTALLATION

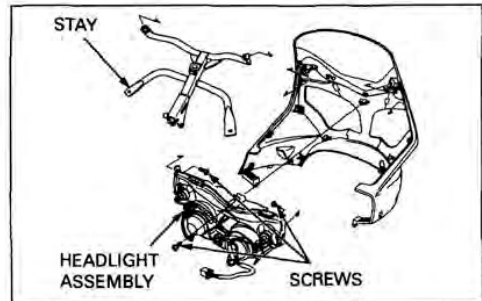
Remove the rear view mirrors.
Remove the screws and upper cowl lids.
Remove the two bolts and combination meter.



Remove the stay.
Remove the three screws and head light assembly.

Assemble is in the reverse order of removal.

Install the removed parts in the reverse order of removal.



EXHAUST SYSTEM

⚠ WARNING

Do not service the exhaust system while it is hot.

REMOVAL

Remove the under cowl (page 2-3).

Remove the exhaust pipe joint nuts.

