





RIGHT HANDLEBAR CONTROLS

Engine Stop Switch

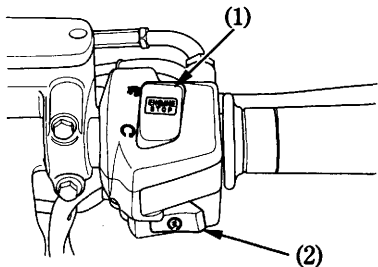
The engine stop switch (1) is next to the throttle grip. When the switch is in the  (RUN) position, the engine will operate. When the switch is in the  (OFF) position, the engine will not operate. This switch is intended primarily as a safety or emergency switch and should normally remain in the  (RUN) position.

If your motorcycle is stopped with the ignition switch ON and the engine stop switch  (OFF), the headlight and taillights will still be on, resulting in battery discharge.

Start Button

The start button (2) is below the engine stop switch.

The start button is used for starting the engine. Pushing the button in starts the engine. See Starting Procedure, page 66 . When the start button is pushed, the starter motor will crank the engine, the headlight will automatically go out, but the taillights will stay on.



- (1) Engine stop switch
- (2) Start button