











Maintenance Schedule

Items	Pre-ride Check ➔ P. 44	Frequency *1						Annual Check	Regular Replace	Refer to page	
		× 1,000 km	1	12	24	36	48				
		× 1,000 mi	0.6	8	16	24	32				
Fuel Line 				I	I	I	I	I		-	
Fuel Level	I									36	
Throttle Operation 	I			I	I	I	I	I		76	
Air Cleaner *2 					R		R			54	
Crankcase Breather *3				C	C	C	C	C		77	
Spark Plug 						R		R		-	
Valve Clearance 				I		I		I		-	
Engine Oil	I			R	R	R	R	R	R	62	
Engine Oil Filter				R	R	R	R	R	R	63	
Engine Idle Speed 				I	I	I	I	I		-	
Radiator Coolant *4	I				I	I	I	I	I	3 Years	64
Cooling System 					I	I	I	I		-	
Secondary Air Supply System 					I	I	I	I		-	

Maintenance Level

-  : Intermediate. We recommend service by your dealer, unless you have the necessary tools and are mechanically skilled. Procedures are provided in an official Honda Shop Manual.
-  : Technical. In the interest of safety, have your motorcycle serviced by your dealer.

Maintenance Legend

- I** : Inspect (clean, adjust, lubricate, or replace if necessary)
- L** : Lubricate
- R** : Replace
- C** : Clean