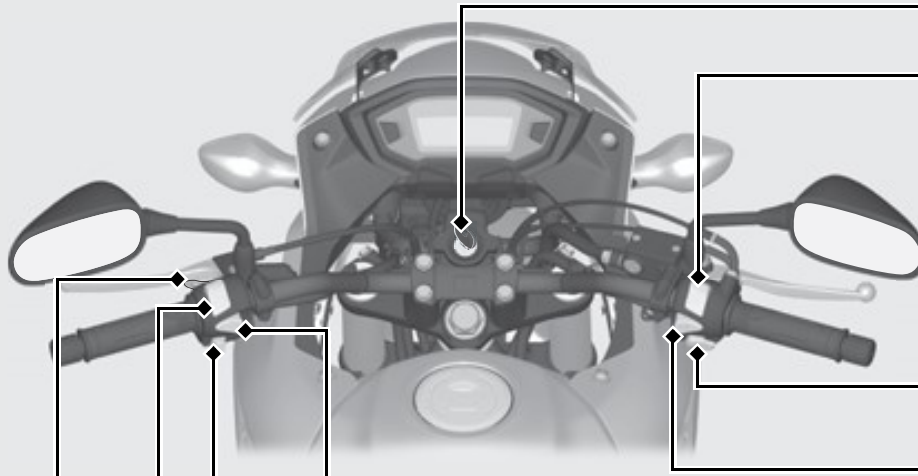


Switches





 **Horn button**

 **Turn signal switch**

▶ Pressing the switch turns the turn signal off.


Headlight dimmer switch


-  : High beam
-  : Low beam

 **PASS** **Passing light control switch**

Flashes the high beam headlight.

Engine stop switch

Should normally remain in the  (Run) position.

▶ In an emergency, switch to the  (Off) position to stop the engine.

 **Start button**

 **Hazard switch**

Switchable when the ignition switch is on. Can be turned to off regardless of the ignition switch position.

▶ The signals continue flashing with the ignition switch is OFF or LOCK after the hazard switch is on.