

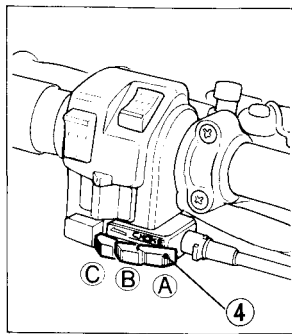
Starting Procedure (after Preparation)

To restart a warm engine, follow the procedure for High Air Temperature.

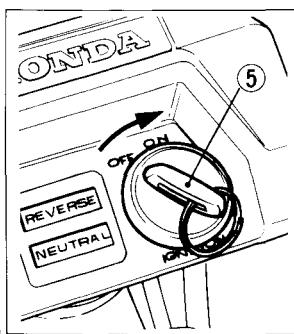
Normal Air Temperature

0°–35°C (32°–95°F)


1. Move the choke lever (4) to the halfway position (B).
2. Turn the ignition switch (5) to ON. Make sure that the transmission is in neutral by checking the neutral indicator lamp (6).
3. Keep the throttle fully closed.
4. Press the starter button (7) and start the engine.



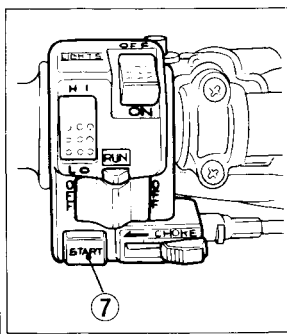
(4) Choke lever



(5) Ignition switch



(6) Neutral indicator lamp



(7) Starter button

NOTE:

- * Do not use the electric starter for more than 5 seconds at a time. Release the starter button for approximately 10 seconds before pressing it again.
 - * The starter motor will operate only when the transmission is in neutral.
5. After the engine starts, continue warming up the engine until it will idle smoothly with the choke lever, in the halfway position (B). Then push the choke lever all the way to Fully Closed (A). If idle is instable open the throttle slightly.