









Maintenance Schedule

Items	Pre-ride Check ➤ P. 40	Odometer reading *1				Annual Check	Regular Replace	Refer to page	
		× 1,000 km	1	4	8				
		× 1,000 mi	0.6	2.5	5				
Fuel Line				I	I	I	I	-	
Throttle Operation		I		I	I	I	I	58	
Air Cleaner *2			Every 16,000 km (10,000 mi) R						-
Crankcase Breather *3				C	C	C	C	59	
Spark Plug				I	R	I		60	
Valve Clearance			I	I	I	I		-	
Engine Oil		I	R	R	R	R	R	62	
Engine Oil Strainer Screen						C		-	
Engine Oil Centrifugal Filter						C		-	
Engine Idle Speed			I	I	I	I	I	-	

Maintenance Level

 : Intermediate. We recommend service by your dealer, unless you have the necessary tools and are mechanically skilled. Procedures are provided in an official Honda Shop Manual.

 : Technical. In the interest of safety, have your motorcycle serviced by your dealer.

Maintenance Legend

I : Inspect (clean, adjust, lubricate, or replace, if necessary)

C : Clean

R : Replace

L : Lubricate