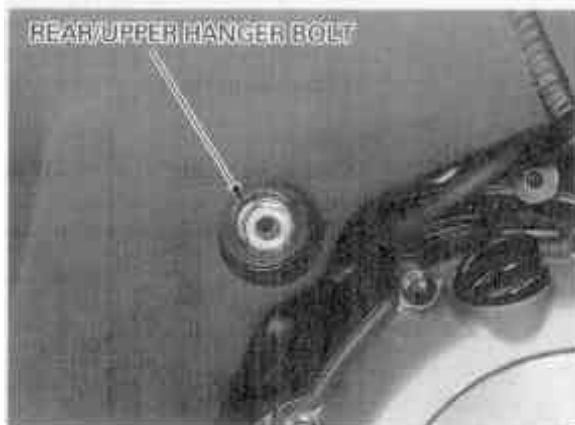


Install the rear upper engine hanger with the distance collars.




Install the distance collar, washer and right engine hanger bolt.

Install the left engine hanger bolts.


**CAUTION:**

*Install the right and left front engine hanger bolts in their proper locations. Improper installation will damage the cylinder head.*



Tighten the rear/lower engine hanger adjusting bolt to the specified torque.

**TORQUE:** 11 N·m (1.1 kgf·m , 8 lbf·ft)



Tighten the rear/upper engine hanger adjusting bolt to the specified torque.

**TORQUE:** 11 N·m (1.1 kgf·m , 8 lbf·ft)

